Board of Trustees

Academic and Student Affairs Committee

9:30 a.m.
December 16, 2021

Conference Room A (Garden Level), Horace Mann Center

A live stream of the meeting for public viewing will also take place on YouTube at the following link: https://www.westfield.ma.edu/live

COVID-19 procedures: Masks are required when indoors on the Westfield State campus, regardless of vaccine status. For more information about Westfield State's COVID-19 procedures, visit: https://www.westfield.ma.edu/fall-2021-opening/faq

---

1. **Call to Order** — Trustee Williams

2. **Approval of Minutes** — Trustee Williams
   a. October 13, 2021

3. **President's Remarks** — Dr. Linda Thompson

4. **Academic Affairs**
   a. Standing Items — Dr. Juline Mills
      i. 5 Yr. Registered Student Enrollment Undergraduate — Dr. Monique Lopez
      ii. 5 Yr. Registered Student Enrollment Graduate — Dr. Brian Jennings
      iii. 5 Yr. Seat Utilization Report Undergraduate Summary — Ms. Margaret Balch
         i. 5 Yr. Utilization Report Undergraduate by Department
      iv. 5 Yr. Seat Utilization Report Graduate Summary
         i. 5 Yr. Seat Utilization Report Graduate by Department
      v. 5 Yr. Academic Dismissal, Returning and Graduation Data (Undergraduate)
      vi. Spring 2022 Registration in progress data

   b. Informational Item
      i. Academic Affairs Reorganization Update: New Organizational Chart
   c. Discussion Item
      i. Additional data requests

5. **Item for Action: Faculty Emeritus/a** — Dr. Juline Mills
   a. Motion: Faculty Emeritus/a

Attachment(s)

a. Minutes, 10/13/21 (Draft)
b. 5 Yr. Registered Student Enrollment Undergraduate
c. 5 Yr. Registered Student Enrollment Graduate
d. 5 Yr. Seat Utilization Report Undergraduate Summary
e. 5 Yr. Utilization Report Undergraduate by Department
f. 5 Yr. Seat Utilization Report Graduate Summary
g. 5 Yr. Seat Utilization Report Graduate by Department
h. 5 Yr. Academic Dismissal, Returning and Graduation Data (Undergraduate)
i. Spring 2022 Registration in progress data
j. Academic Affairs Organizational chart
k. Motion: Faculty Emeritus/a Status
l. Faculty Emeritus/a Justifications

BOARD OF TRUSTEES

Academic and Student Affairs Committee

October 13, 2021

Minutes

Owl's Nest (Room 018), Ely Campus Center

A live stream of the meeting for public viewing also took place on YouTube.

MEMBERS PRESENT: Committee Chair Dr. Gloria Williams, Vice Chair Madeline Landrau (joined the meeting at 9:35 AM), Secretary Chloe Sanfacon, and Trustees William Reichelt, Lydia Martinez-Alvarez, and Dr. Robert Martin.

TRUSTEE GUESTS PRESENT: Trustees Paul Boudreau, Kevin Queenin, and Ali Salehi.

Dr. Linda Thompson, President of Westfield State University, was also present.

The meeting was called to order at 9:31 AM by Committee Chair Williams.

> **MOTION** made by Trustee Reichelt, seconded by Trustee Martin, to approve the minutes of the June 29, 2021, meeting. There being no discussion, **Motion passed unanimously.**

Committee Chair Williams welcomed Dr. Juline Mills, Provost and Vice President for Academic Affairs, who brought forth the following items.

Registration Reports. Dr. Monique Lopez, Registrar, gave updates on the materials provided.

- **Registered Student Enrollment** Fall 2021 showed 4,245 undergraduate students and 706 graduate students totaling 4,951 for student enrollment. It was requested to see how the bottom line figures change over time. A five-year span of the numbers will be provided at the December meeting.
- **Undergraduate Enrollment by Major** showed the academic departments and what each has for students.
- **Graduate Enrollment by Major** showed a breakdown of the 706 active and registered students, which will fluctuate a great deal.
- **Undergraduate Seat Utilization Report** showed the enrollment total cap and percentage of seats filled at 94.53 percent. The average is 98 percent, but 95 percent is a good benchmark for Westfield State. There are 5.47 percent unused seats. A five-year span of seat utilization will be presented to show how these figures have condensed over time. It was requested that future reports be broken down into the school structure.
- **Graduate Seat Utilization Report**. The percentage of unused seats is 30.71 percent. Although there is work to bring that figure down, we need to offer seats in the courses students need. There is a dramatic downturn in spring for unused seats.
- **Retention and Graduation Rates**. The first term retention rate is higher than seen in several years, but the two year retention is lower than the past twelve years. The goal is for graduation within four years, but many commuter students extend graduation. New tools were added to help

students plan their academic career to build around their lifestyle in order to help retention.

- It was requested that these reports be provided quarterly. Additionally, at the February meeting, data will be broken down by demographics/race as well as majors to see what type of students are entering and persisting in the programs.
- The Center for Student Success and Engagement, tutoring, and early access initiatives are important to get students connected when they arrive. There is an early warning system in place and students on probation receive dedicated individual advising and support. A smaller school structure will help, as well as a new director of advising and two additional advisors being hired.
- It was requested, in addition to graduation data, to provide information from the Board of Higher Education (BHE) or National Clearing House on those students who leave but graduate elsewhere as it gives a full picture of why those students may have left, which is typically not for academic reasons. Data points will be provided through the year to see how we are doing.
- Some majors attract students (like criminal justice), others are destination programs (like biology, art, music), and some are focused on providing a general education curriculum (40 credits) for students. There will be programs with low majors because their primary role is service to the institution instead of generating revenue. Additional fees for customized classes with low enrollment is being discussed. On average, it takes 17 filled seats per class to break even. For the nursing and physician assistant programs, the caps need to be revised on the seat utilization form.
- Funding for college expenses for immigrant students was discussed. The last mile fund is currently available to help finish college, but we need to work on a pool of funds for a broader group of students who may have a crisis. Funding usually sits with the president's office. President Thompson's appeal for $1,000 by 1,000 people could be available for students who may not qualify for financial aid. Trustee Reichelt left the meeting at 10:11 and returned at 10:13 AM.

Board of Higher Education Academic Agenda. Provost Mills stated that due to time, the BHE FY22 Priorities and the institution's strategies and progress in meeting them will be discussed at a future meeting. This topic will also be discussed at the October 27 Trustee Convening.

Campus Academic Master Plan (CAMP). Provost Mills, Dr. Brian Jennings, Interim Dean of Undergraduate Studies, and Dr. Enrique Morales-Diaz, Interim Dean of Faculty, discussed the setting and groundwork for a Campus Academic Master Plan and will be seeking input from the Board of Trustees.

- CAMP is the University's blueprint to academic success, innovation, and evolution and we will be the first state institution to do one. Academics are the heart of the institution and define where we are going. It is not a prescriptive plan, but will guide how we modify and grow as society and the workforce evolves. It will ask:
    - Who are we?
    - Where do we want to be?
    - How can we get there?
- CAMP will inform the academic direction of the institution for the next five-to-ten years and guide prioritization and decision making on resource allocation, program development, faculty recruitment, fundraising, and enrollment priorities. The Advisory Committee on Academic Planning (ACAP) will be reconstituted. The timeline for development and implementation of the Plan was given and an update will be provided to this committee at the May meeting.
- To remain innovative, academics will inform changes in curriculum, facilities, technology, community, and campus culture.
- Outcomes and assessments of CAMP will include key performance indicators of success in:
    - Core priorities, goals, and principles
    - Alignment with the Strategic Plan
    - Implementation of the plan

Chair Martin stated this is a huge undertaking reaching into every operation of the University connected to the academic plan and asked for some examples for using CAMP to make decisions. Provost Mills stated the Academic Master Plan has to be realistic and we need to look at funding and the needs of the University. We need to connect existing and new programs to academic resources (space, equipment and people) through the length of the plan by investing in what the area's workforce needs. Providing full, holistic support to the departments will allow the institution to go into the next Strategic Plan planning process with a clear understanding of where we are going and what is needed. The Campus Academic Master Plan is needed to support the standards of NECHE. It was requested to provide a document showing how the UEAAC recommendations, Strategic Plan, and CAMP connect and complement each other with the number of years we are into each plan.

Student Affairs Overview. Maggie Balch, Dean of Students, shared the great things happening with students outside the classroom. Intentional programming and learning opportunities are created for students using different strategies each year. Trustee Martinez-Alvarez left the meeting at 10:44 AM and returned at 10:48 AM. Ms. Balch gave an update on the offices providing programming for students. The Office of Student Activities, Involvement, and Leadership (SAIL) created the Owl Advantage program that offers programming in the topics of emotional and spiritual, physical, social justice, environmental, professional, social, and intellectual. Staffing, service and programming was shared for Residential Life, Athletics, Career Center, Counseling Center, Health Services, and Public Safety. Community standards in student conduct, Title IX and collaborations were also shared.

> There being no further business, **MOTION** made by Trustee Reichelt, seconded by Trustee Martin, to adjourn. **Motion passed unanimously.**

Meeting adjourned at 10:59 AM.

Attachments presented at this meeting:

a. Draft Minutes of June 29, 2021, Meeting
b. Registration Data Fall 2021
c. Undergraduate Enrollment by Major
d. Graduate Enrollment by Major
e. Undergraduate Seat Utilization Report
f. Graduate Seat Utilization Report
g. Retention and Graduation Rates
h. BHE FY22 Priorities
i. BHE August 23 Meeting Presentation
j. Proposal: Campus Academic Master Plan (CAMP) Committee
k. CAMP PowerPoint Presentation
l. Student Affairs Overview Presentation

Secretary's Certificate

I hereby certify that the foregoing is a true and correct copy of the approved minutes of the Westfield State University Board of Trustees Academic and Student Affairs Committee meeting held on October 13, 2021.

_____ _____

Chloe Sanfacon, Secretary Date

Westfield STATE UNIVERSITY
ACADEMIC AFFAIRS

Undergraduate and Continuing Education Registered/Enrolled 5-Year Student Count by Term and Primary Major
Data as of December 3, 2021

	2016-17 Academic Year		2017-18 Academic Year		2018-19 Academic Year		2019-20 Academic Year		2020-21 Academic Year		2021
Primary Major	**Fall 2016**	**Spring 2017**	**Fall 2017**	**Spring 2018**	**Fall 2018**	**Spring 2019**	**Fall 2019**	**Spring 2020**	**Fall 2020**	**Spring 2021**	**Fall 2021**
Accounting									4	8	30
Art	78	70	75	67	64	55	58	55	52	49	71
Athletic Training	1	21	26	26	28	26	30	29	17	23	39
Athletic Training-Preliminary	47	22	21	18	38	25	41	26	40	25	13
Biology	208	180	227	219	232	189	192	177	173	142	134
Business Management	801	793	800	781	778	754	727	660	592	516	388
Chemistry	22	17	24	24	20	15	17	18	22	21	18
Communication	257	261	246	250	242	250	231	221	200	184	158
Computer Information Systems	74	67	67	53	53	55	47	43	43	42	45
Computer Science	88	82	72	65	80	63	77	59	52	49	76
Criminal Justice	750	703	703	670	739	659	712	620	627	578	636
Early Childhood Education	144	158	159	151	139	142	147	143	129	121	129
Economics	39	36	48	45	40	49	38	39	33	25	25
Elementary Education	264	263	260	240	211	196	195	189	197	188	204
English	113	100	110	105	104	95	81	76	69	71	77
Environmental Science	127	119	148	134	136	133	129	121	106	100	114
Ethnic and Gender Studies	12	11	17	11	8	7	4	5	5	4	6
Exploratory	378	220	376	189	280	99	159	87	165	102	163
Finance									2	8	39
General Science	5	2	4	5	6	3	3	2	5	4	5
Health Sciences					17	31	84	83	115	105	153
History	147	138	138	124	129	120	106	95	103	98	108
Liberal Studies, BA	121	105	96	110	111	108	98	93	77	63	62
Liberal Studies, BS	1	3	5	7	10	9	9	7	8	14	11
Management									2	8	92
Marketing									2	4	36
Mathematics	74	57	51	47	61	49	51	43	45	45	56
Movement Science	304	300	290	276	248	230	236	212	192	169	161
Music	64	64	56	52	50	43	58	50	45	34	45
Music Therapy											1
Nursing	163	169	182	177	176	176	183	192	192	196	183
Political Science	91	82	78	75	78	72	73	63	58	51	50
Psychology	380	363	376	352	357	371	384	355	342	306	349
Regional Planning	31	35	27	32	29	25	20	20	19	19	23
Social Work	49	90	53	53	14	85	40	42	28	62	40
Social Work (Preliminary)	93	51	77	82	116	35	69	75	82	44	71
Sociology	35	34	29	34	30	31	30	29	30	25	13
Spanish	9	15	16	18	17	22	16	11	7	4	5
Special Education	131	121	106	97	84	82	91	83	69	62	66
Theatre Arts	19	16	15	16	15	17	18	15	14	14	18
Vocational Education	8	4	6	6	6	5	3	3	1		1
Totals	**5128**	**4772**	**4984**	**4611**	**4746**	**4326**	**4457**	**4041**	**3964**	**3583**	**3914**

Non- Matriculated	2016-17 Academic Year		2017-18 Academic Year		2018-19 Academic Year		2019-20 Academic Year		2020-21 Academic Year		2021
	Fall 2016	**Spring 2017**	**Fall 2017**	**Spring 2018**	**Fall 2018**	**Spring 2019**	**Fall 2019**	**Spring 2020**	**Fall 2020**	**Spring 2021**	**Fall 2021**
High School Dual Enrollment Pm	22	54	102	27	175	54	191	71	187	82	224
High School Scholar					1						
Special Student - No Major	124	118	129	100	115	85	107	62	58	49	54
Totals	**146**	**172**	**231**	**127**	**291**	**139**	**298**	**133**	**245**	**131**	**278**

Westfield STATE UNIVERSITY
ACADEMIC AFFAIRS

SUMMARY 5-YEAR STUDENT COUNT REGISTERED AND ENROLLED: BY TERM, MAJOR, GRADUATE LEVEL

GR Registered/Enrolled 5 YearStudent Count by Term & Primary Major
Data as of December 2, 2021

	2016-17 Academic Year		2017-18 Academic Year		2018-19 Academic Year		2019-20 Academic Year		2020-21 Academic Year		2021
Primary Major	**Fall 2016**	**Spring 2017**	**Fall 2017**	**Spring 2018**	**Fall 2018**	**Spring 2019**	**Fall 2019**	**Spring 2020**	**Fall 2020**	**Spring 2021**	**Fall 2021**
Accounting	19	22	22	19	28	31	25	25	25	21	19
Applied Behavior Analysis	27	27	28	23	20	21	22	23	23	21	19
Art	2	1								1	1
Biology	5	5	5	4	2	2	1	2	4	4	6
Counseling	51	44	50	49	59	55	56	54	66	70	89
Criminal Justice	31	34	26	26	18	21	19	25	42	54	50
Early Childhood Education	29	24	29	25	30	24	20	20	19	19	19
Elementary Education	34	31	32	29	35	31	33	26	30	21	19
English	18	22	17	12	12	18	17	23	18	26	19
General Science	3	2									
History	21	27	24	18	28	25	25	27	26	25	21
Mathematics	12	7	7	5	5	4	8	5	7	7	9
Moderate Disabilities PreK-8	21	20	21	19	28	28	18	21	13	20	12
Movement Science	17	16	14	17	20	20	17	16	20	21	19
Music	2	3	2	1	1		1		1	1	1
Physician Assistant Studies					22	52	53	61	59	59	58
Psychology		7	2	2							
Public Administration	49	46	48	51	49	43	43	44	40	49	46
Reading Education	22	25	26	29	23	21	28	22	24	21	18
Social Work	187	177	213	205	241	232	248	241	253	248	258
Special Education	1	1		1							
Special Needs, 5-12	15	13	7	14	12	16	18	12	8	10	9
Vocational Education	6	7	8	10	8	9	6	8	12	9	9
Totals	**572**	**561**	**581**	**559**	**641**	**653**	**658**	**655**	**690**	**707**	**701**

Certificates	2016-17 Academic Year		2017-18 Academic Year		2018-19 Academic Year		2019-20 Academic Year		2020-21 Academic Year		2021
	Fall 2016	**Spring 2017**	**Fall 2017**	**Spring 2018**	**Fall 2018**	**Spring 2019**	**Fall 2019**	**Spring 2020**	**Fall 2020**	**Spring 2021**	**Fall 2021**
Appl Behav Analys Certificate							1	1	5	5	5
Homeland Security Certificate									1	1	
Spanish Certificate	3		1	3	3	3	4	3	2	1	1
Totals	**3**	**0**	**1**	**3**	**3**	**3**	**5**	**4**	**8**	**7**	**6**

Non- Matriculated Students	2016-17 Academic Year		2017-18 Academic Year		2018-19 Academic Year		2019-20 Academic Year		2020-21 Academic Year		2021
	Fall 2016	**Spring 2017**	**Fall 2017**	**Spring 2018**	**Fall 2018**	**Spring 2019**	**Fall 2019**	**Spring 2020**	**Fall 2020**	**Spring 2021**	**Fall 2021**
	398	323	141	188	170	150	161	180	70	134	53

Westfield STATE UNIVERSITY
ACADEMIC AFFAIRS

SUMMARY 5-YEAR SEAT UTILIZATION: BY TERM, UNDERGRADUATE AND CONTINUING EDUCATION

Five Year Undergraduate & Continuing Education Level Seat Utilization Report by Term				
Note: The report excludes sections in the following departments/categories: military science, general academic program and sections offered off campus.				
Data as of December 1, 2021				
	2016-17 Academic Year			
	Fall 2016		Spring 2017	
	Percentage of Seats Filled	Percentage of Unused Seats	Percentage of Seats Filled	Percentage of Unused Seats
Totals	94.10%	5.90%	92.48%	7.52%
	2017-18 Academic Year			
	Fall 2017		Spring 2018	
	Percentage of Seats Filled	Percentage of Unused Seats	Percentage of Seats Filled	Percentage of Unused Seats
Totals	91.94%	8.06%	91.15%	8.85%
	2018-19 Academic Year			
	Fall 2018		Spring 2019	
	Percentage of Seats Filled	Percentage of Unused Seats	Percentage of Seats Filled	Percentage of Unused Seats
Totals	89.54%	10.46%	86.83%	13.17%
	2019-20 Academic Year			
	Fall 2019		Spring 2020	
	Percentage of Seats Filled	Percentage of Unused Seats	Percentage of Seats Filled	Percentage of Unused Seats
Totals	88.99%	11.01%	89.50%	10.50%
	2021			
		Fall 2021Semester		
		Percentage of Seats Filled	Percentage of Unused Seats	
Totals		94.65%	5.35%	

Westfield
STATE UNIVERSITY
ACADEMIC AFFAIRS

Five Year Undergraduate & Continuing Education Level Seat Utilization Report by Term & Department
Note: The report excludes sections in the following departments/categories: military science, general academic program and sections offered off campus.
Data as of December 1, 2021

2016-17 Academic Year

	Fall 2016		Spring 2017	
Departments	**Percentage of Seats Filled**	**Percentage of Unused Seats**	**Percentage of Seats Filled**	**Percentage of Unused Seats**
Art	93.87%	6.13%	95.15%	4.85%
Biology	96.26%	3.74%	90.51%	9.49%
Business Management/Economics	94.54%	5.46%	96.46%	3.54%
Chemical and Physical Sciences	85.51%	14.49%	77.24%	22.76%
Communication	95.46%	4.54%	95.14%	4.86%
Computer and Information Sci.	86.02%	13.98%	89.65%	10.35%
Criminal Justice	102.98%	-2.98%	100.81%	-0.81%
Education	86.80%	13.20%	85.37%	14.63%
English	94.25%	5.75%	93.31%	6.69%
Environmental Science	97.01%	2.99%	92.07%	7.93%
Ethnic and Gender Studies	92.89%	7.11%	93.33%	6.67%
Geog, Planning Sustainability	96.40%	3.60%	84.56%	15.44%
Health Sciences				
History	96.00%	4.00%	93.23%	6.77%
Language and Culture Studies	84.53%	15.47%	84.16%	15.84%
Liberal Studies				
Mathematics	93.91%	6.09%	96.24%	3.76%
Movement Science (Sports Medicine and Human Performance)	91.62%	8.38%	95.82%	4.18%
Music	99.86%	0.14%	91.63%	8.37%
Nursing	86.82%	13.18%	86.54%	13.46%
Philosophy	95.68%	4.32%	89.66%	10.34%
Political Science	95.28%	4.72%	91.20%	8.80%
Psychology	95.38%	4.62%	95.79%	4.21%
Social Work	97.80%	2.20%	84.85%	15.15%
Sociology	98.64%	1.36%	99.47%	0.53%
Totals	**94.10%**	**5.90%**	**92.48%**	**7.52%**

2017-18 Academic Year

	Fall 2017		Spring 2018	
Departments	**Percentage of Seats Filled**	**Percentage of Unused Seats**	**Percentage of Seats Filled**	**Percentage of Unused Seats**
Art	89.43%	10.57%	98.38%	1.62%
Biology	94.24%	5.76%	86.13%	13.87%
Business Management/Economics	95.26%	4.74%	97.94%	2.06%
Chemical and Physical Sciences	90.12%	9.88%	79.84%	20.16%
Communication	87.79%	12.21%	94.95%	5.05%
Computer and Information Sci.	69.27%	30.73%	80.05%	19.95%
Criminal Justice	100.31%	-0.31%	101.07%	-1.07%
Education	88.37%	11.63%	88.45%	11.55%
English	93.37%	6.63%	92.73%	7.27%
Environmental Science	88.04%	11.96%	87.02%	12.98%
Ethnic and Gender Studies	96.56%	3.44%	92.82%	7.18%
Geog, Planning Sustainability	92.94%	7.06%	92.21%	7.79%
Health Sciences				
History	95.41%	4.59%	92.14%	7.86%
Language and Culture Studies	89.31%	10.69%	86.80%	13.20%
Liberal Studies				
Mathematics	88.76%	11.24%	86.66%	13.34%
Movement Science (Sports Medicine and Human Performance)	90.39%	9.61%	96.49%	3.51%
Music	87.35%	12.65%	86.95%	13.05%
Nursing	85.33%	14.67%	82.70%	17.30%
Philosophy	97.74%	2.26%	96.54%	3.46%
Political Science	91.45%	8.55%	90.30%	9.70%
Psychology	95.33%	4.67%	89.22%	10.78%
Social Work	80.94%	19.06%	86.42%	13.58%
Sociology	100.51%	-0.51%	86.87%	13.13%
Totals	**91.94%**	**8.06%**	**91.15%**	**8.85%**

2018-19 Academic Year

	Fall 2018		Spring 2019	
Departments	**Percentage of Seats Filled**	**Percentage of Unused Seats**	**Percentage of Seats Filled**	**Percentage of Unused Seats**
Art	102.69%	-2.69%	93.98%	6.02%
Biology	90.28%	9.72%	88.28%	11.72%
Business Management/Economics	94.41%	5.59%	81.65%	18.35%
Chemical and Physical Sciences	79.97%	20.03%	69.52%	30.48%
Communication	89.33%	10.67%	91.41%	8.59%
Computer and Information Sci.	81.82%	18.18%	75.67%	24.33%
Criminal Justice	93.36%	6.64%	98.33%	1.67%
Education	81.91%	18.09%	78.37%	21.63%
English	89.75%	10.25%	93.13%	6.87%
Environmental Science	93.13%	6.87%	95.25%	4.75%
Ethnic and Gender Studies	90.43%	9.57%	90.36%	9.64%
Geog, Planning Sustainability	88.48%	11.52%	89.74%	10.26%
Health Sciences	66.00%	34.00%	63.16%	36.84%
History	92.64%	7.36%	88.30%	11.70%
Language and Culture Studies	88.91%	11.09%	84.72%	15.28%
Liberal Studies				
Mathematics	82.41%	17.59%	86.12%	13.88%
Movement Science (Sports Medicine and Human Performance)	88.93%	11.07%	86.45%	13.55%
Music	90.81%	9.19%	88.99%	11.01%
Nursing	84.39%	15.61%	79.64%	20.36%
Philosophy	90.77%	9.23%	81.36%	18.64%
Political Science	87.97%	12.03%	77.59%	22.41%
Psychology	92.58%	7.42%	93.73%	6.27%
Social Work	86.27%	13.73%	79.08%	20.92%
Sociology	97.18%	2.82%	92.33%	7.67%
Totals	**89.54%**	**10.46%**	**86.83%**	**13.17%**

2019-20 Academic Year

	Fall 2019		Spring 2020	
Departments	**Percentage of Seats Filled**	**Percentage of Unused Seats**	**Percentage of Seats Filled**	**Percentage of Unused Seats**
Art	95.66%	4.34%	103.40%	-3.40%
Biology	94.10%	5.90%	94.57%	5.43%
Business Management/Economics	91.41%	8.59%	92.86%	7.14%
Chemical and Physical Sciences	83.70%	16.30%	74.95%	25.05%
Communication	90.48%	9.52%	93.93%	6.07%
Computer and Information Sci.	74.54%	25.46%	65.11%	34.89%
Criminal Justice	88.26%	11.74%	92.47%	7.53%
Education	74.25%	25.75%	76.98%	23.02%
English	93.97%	6.03%	94.53%	5.47%
Environmental Science	99.15%	0.85%	90.82%	9.18%
Ethnic and Gender Studies	88.36%	11.64%	83.86%	16.14%
Geog, Planning Sustainability	85.74%	14.26%	86.78%	13.22%
Health Sciences	100.00%	0.00%	133.75%	-33.75%
History	93.31%	6.69%	95.41%	4.59%
Language and Culture Studies	76.54%	23.46%	93.14%	6.86%
Liberal Studies				
Mathematics	83.81%	16.19%	89.25%	10.75%
Movement Science (Sports Medicine and Human Performance)	84.77%	15.23%	81.93%	18.07%
Music	96.04%	3.96%	94.19%	5.81%
Nursing	83.84%	16.16%	78.22%	21.78%
Philosophy	98.52%	1.48%	91.00%	9.00%
Political Science	88.79%	11.21%	86.18%	13.82%
Psychology	93.17%	6.83%	91.48%	8.52%
Social Work	79.76%	20.24%	80.00%	20.00%
Sociology	87.60%	12.40%	96.43%	3.57%
Totals	**88.99%**	**11.01%**	**89.50%**	**10.50%**

2020-21 Academic Year

	Fall 2020		Spring 2021	
Departments	**Percentage of Seats Filled**	**Percentage of Unused Seats**	**Percentage of Seats Filled**	**Percentage of Unused Seats**
Art	100.00%	0.00%	101.15%	-1.15%
Biology	100.36%	-0.36%	94.13%	5.87%
Business Management/Economics	92.17%	7.83%	91.71%	8.29%
Chemical and Physical Sciences	94.94%	5.06%	89.05%	10.95%
Communication	98.56%	1.44%	90.62%	9.38%
Computer and Information Sci.	70.57%	29.43%	73.93%	26.07%
Criminal Justice	99.80%	0.20%	100.32%	-0.32%
Education	86.39%	13.61%	98.73%	1.27%
English	94.59%	5.41%	95.29%	4.71%
Environmental Science	89.00%	11.00%	91.87%	8.13%
Ethnic and Gender Studies	94.78%	5.22%	89.26%	10.74%
Geog, Planning Sustainability	94.65%	5.35%	94.47%	5.53%
Health Sciences	95.78%	4.22%	87.95%	12.05%
History	93.39%	6.61%	90.21%	9.79%
Language and Culture Studies	92.65%	7.35%	95.27%	4.73%
Liberal Studies			110.00%	-10.00%
Mathematics	91.58%	8.42%	87.84%	12.16%
Movement Science (Sports Medicine and Human Performance)	94.34%	5.66%	96.33%	3.67%
Music	92.53%	7.47%	91.36%	8.64%
Nursing	92.17%	7.83%	87.22%	12.78%
Philosophy	96.13%	3.87%	100.00%	0.00%
Political Science	96.41%	3.59%	93.30%	6.70%
Psychology	98.07%	1.93%	93.14%	6.86%
Social Work	97.15%	2.85%	91.81%	8.19%
Sociology	92.80%	7.20%	100.74%	-0.74%
Totals	**94.39%**	**5.61%**	**93.38%**	**6.62%**

2021
Fall 2021

Departments	Percentage of Seats Filled	Percentage of Unused Seats
Art	101.69%	-1.69%
Biology	94.87%	5.13%
Business Management/Economics	97.14%	2.86%
Chemical and Physical Sciences	95.18%	4.82%
Communication	93.90%	6.10%
Computer and Information Sci.	78.90%	21.10%
Criminal Justice	98.27%	1.73%
Education	93.13%	6.87%
English	96.54%	3.46%
Environmental Science	100.00%	0.00%
Ethnic and Gender Studies	98.96%	1.04%
Geog, Planning Sustainability	93.58%	6.42%
Health Sciences	101.41%	-1.41%
History	95.49%	4.51%
Language and Culture Studies	81.10%	18.90%
Liberal Studies	100.00%	0.00%
Mathematics	92.08%	7.92%
Movement Science (Sports Medicine and Human Performance)	85.19%	14.81%
Music	100.20%	-0.20%
Nursing	76.51%	23.49%
Philosophy	98.13%	1.88%
Political Science	95.59%	4.41%
Psychology	97.89%	2.11%
Social Work	94.81%	5.19%
Sociology	101.88%	-1.88%
Totals	**94.65%**	**5.35%**

Westfield STATE UNIVERSITY
ACADEMIC AFFAIRS

SUMMARY 5-YEAR SEAT UTILIZATION: BY TERM, GRADUATE LEVEL

5 Year Graduate Level Seat Utilization Report by Term
Note: The report excludes sections in the following departments/categories: military science, general
Data as of December 1, 2021

2016-17 Academic Year

	Fall 2016		Spring 2017	
	Percentage of Seats Filled	Percentage of Unused Seats	Percentage of Seats Filled	Percentage of Unused Seats
Totals	**62.99%**	**37.01%**	**56.24%**	**43.76%**

2017-18 Academic Year

	Fall 2017		Spring 2018	
	Percentage of Seats Filled	Percentage of Unused Seats	Percentage of Seats Filled	Percentage of Unused Seats
Totals	**62.04%**	**37.96%**	**63.18%**	**36.82%**

2018-19 Academic Year

	Fall 2018		Spring 2019	
	Percentage of Seats Filled	Percentage of Unused Seats	Percentage of Seats Filled	Percentage of Unused Seats
Totals	**64.85%**	**35.15%**	**61.82%**	**38.18%**

2019-20 Academic Year

	Fall 2019		Spring 2020	
	Percentage of Seats Filled	Percentage of Unused Seats	Percentage of Seats Filled	Percentage of Unused Seats
Totals	**67.71%**	**32.29%**	**63.55%**	**36.45%**

2020-21 Academic Year

	Fall 2020		Spring 2021	
	Percentage of Seats Filled	Percentage of Unused Seats	Percentage of Seats Filled	Percentage of Unused Seats
Totals	**77.85%**	**22.15%**	**70.87%**	**29.13%**

2021

	Fall 2021	
	Percentage of Seats Filled	Percentage of Unused Seats
Totals	**75.25%**	**24.75%**

Westfield STATE UNIVERSITY
ACADEMIC AFFAIRS

5 Year Graduate Level Seat Utilization Report by Term & Department

Note: The report excludes sections in the following departments/categories: military science, general academic program and sections offered off campus. The PA program sections are included under the Health Sciences department.
Data As of December 1, 2021

	2016-17 Academic Year			
	Fall 2016		Spring 2017	
Departments	**Percentage of Seats Filled**	**Percentage of Unused Seats**	**Percentage of Seats Filled**	**Percentage of Unused Seats**
Art	0.00%	100.00%		
Biology	22.50%	77.50%	17.50%	82.50%
Business Management/Economics	31.93%	68.07%	40.91%	59.09%
Chemical and Physical Sciences	7.69%	92.31%	25.00%	75.00%
Criminal Justice	83.00%	17.00%	69.23%	30.77%
Education	61.20%	38.80%	33.10%	66.90%
English	70.45%	29.55%	65.85%	34.15%
Geog, Planning Sustainability				
Health Sciences				
History	80.00%	20.00%	93.02%	6.98%
Language and Culture Studies	35.00%	65.00%	43.48%	56.52%
Mathematics	19.44%	80.56%	3.57%	96.43%
Movement Science (Sports Medicine and Human Performance)	52.50%	47.50%	55.00%	45.00%
Psychology	46.39%	53.61%	57.67%	42.33%
Public Administration	80.51%	19.49%	58.45%	41.55%
Social Work	89.97%	10.03%	83.85%	16.15%
Totals	**62.99%**	**37.01%**	**56.24%**	**43.76%**

	2017-18 Academic Year			
	Fall 2017		Spring 2018	
Departments	**Percentage of Seats Filled**	**Percentage of Unused Seats**	**Percentage of Seats Filled**	**Percentage of Unused Seats**
Art				
Biology			18.75%	81.25%
Business Management/Economics	37.12%	62.88%	47.06%	52.94%
Chemical and Physical Sciences			62.50%	37.50%
Criminal Justice	58.88%	41.12%	77.42%	22.58%
Education	53.08%	46.92%	51.41%	48.59%
English	62.22%	37.78%	53.33%	46.67%
Geog, Planning Sustainability			70.00%	30.00%
Health Sciences				
History	33.33%	66.67%	34.67%	65.33%
Language and Culture Studies	25.00%	75.00%	45.00%	55.00%
Mathematics	50.00%	50.00%	17.07%	82.93%
Movement Science (Sports Medicine and Human Performance)	45.00%	55.00%	55.00%	45.00%
Psychology	46.29%	53.71%	45.29%	54.71%
Public Administration	68.42%	31.58%	82.80%	17.20%
Social Work	87.10%	12.90%	84.95%	15.05%
Totals	**62.04%**	**37.96%**	**63.18%**	**36.82%**

	2018-19 Academic Year			
	Fall 2018		Spring 2019	
Departments	**Percentage of Seats Filled**	**Percentage of Unused Seats**	**Percentage of Seats Filled**	**Percentage of Unused Seats**
Art	0.00%	100.00%		
Biology	16.67%	83.33%	100.00%	0.00%
Business Management/Economics	54.61%	45.39%	50.71%	49.29%
Chemical and Physical Sciences	100.00%	0.00%	25.00%	75.00%
Criminal Justice	61.63%	38.37%	67.03%	32.97%
Education	53.39%	46.61%	48.67%	51.33%
English	41.30%	58.70%	56.86%	43.14%
Geog, Planning Sustainability				
Health Sciences	100.00%	0.00%	69.89%	30.11%
History	74.42%	25.58%	62.50%	37.50%
Language and Culture Studies	35.00%	65.00%	73.33%	26.67%
Mathematics	9.09%	90.91%	11.76%	88.24%
Movement Science (Sports Medicine and Human Performance)	52.38%	47.62%	60.00%	40.00%
Psychology	42.09%	57.91%	44.44%	55.56%
Public Administration	88.07%	11.93%	64.15%	35.85%
Social Work	82.15%	17.85%	75.26%	24.74%
Totals	**64.85%**	**35.15%**	**61.82%**	**38.18%**

	2019-20 Academic Year			
	Fall 2019		Spring 2020	
Departments	**Percentage of Seats Filled**	**Percentage of Unused Seats**	**Percentage of Seats Filled**	**Percentage of Unused Seats**
Art	0.00%	100.00%		
Biology	0.00%	100.00%		
Business Management/Economics	57.94%	42.06%	55.80%	44.20%
Chemical and Physical Sciences			8.33%	91.67%
Criminal Justice	65.71%	34.29%	68.94%	31.06%
Education	50.00%	50.00%	47.90%	52.10%
English	45.45%	54.55%	66.04%	33.96%
Geog, Planning Sustainability			30.00%	70.00%
Health Sciences	71.08%	28.92%	65.29%	34.71%
History	70.73%	29.27%	57.14%	42.86%
Language and Culture Studies	33.33%	66.67%	66.67%	33.33%
Mathematics	25.00%	75.00%	100.00%	0.00%
Movement Science (Sports Medicine and Human Performance)	50.00%	50.00%	52.50%	47.50%
Psychology	43.14%	56.86%	46.90%	53.10%
Public Administration	70.53%	29.47%	76.32%	23.68%
Social Work	107.52%	-7.52%	80.68%	19.32%
Totals	**67.71%**	**32.29%**	**63.55%**	**36.45%**

	2020-21 Academic Year			
	Fall 2020		Spring 2021	
Departments	**Percentage of Seats Filled**	**Percentage of Unused Seats**	**Percentage of Seats Filled**	**Percentage of Unused Seats**
Art				
Biology	31.25%	68.75%	41.18%	58.82%
Business Management/Economics	55.65%	44.35%	37.93%	62.07%
Chemical and Physical Sciences			22.22%	77.78%
Criminal Justice	75.14%	24.86%	92.68%	7.32%
Education	55.67%	44.33%	52.82%	47.18%
English	100.00%	0.00%	97.62%	2.38%
Geog, Planning Sustainability				
Health Sciences	80.26%	19.74%	65.00%	35.00%
History	68.18%	31.82%	63.64%	36.36%
Language and Culture Studies	20.00%	80.00%	20.00%	80.00%
Mathematics	166.67%	-66.67%	27.50%	72.50%
Movement Science (Sports Medicine and Human Performance)	60.98%	39.02%	70.00%	30.00%
Psychology	52.58%	47.42%	51.04%	48.96%
Public Administration	87.37%	12.63%	58.27%	41.73%
Social Work	110.58%	-10.58%	107.35%	-7.35%
Totals	**77.85%**	**22.15%**	**70.87%**	**29.13%**

Westfield
STATE UNIVERSITY
ACADEMIC AFFAIRS

UNDERGRADUATE AND CONTINUING EDUCATION
Academic Dismissal, Returning Student and Graduation Data
December 7, 2021

***Note: Withdrawal Data is for Day Division Only**

	2016-17 Academic Year	**2017-18 Academic Year**	**2018-19 Academic Year**	**2019-20 Academic Year**	**2020-21 Academic Year**		**Total**
Count of UG/CE Academic Dismissed/Academic Suspended Students	134	139	166	88	11		**538**
	2016-17 Academic Year	**2017-18 Academic Year**	**2018-19 Academic Year**	**2019-20 Academic Year**	**2020-21 Academic Year**	**Fall 2021**	**Total**
Full Time Day Student Withdrawals By Academic Year (* Does not include Part time Continuing Education)	737	769	762	733	735	43	**3779**
	2016-17 Academic Year	**2017-18 Academic Year**	**2018-19 Academic Year**	**2019-20 Academic Year**	**2020-21 Academic Year**	**Fall 2021**	**Total**
Day and Continuing Educ Returning Students By Academic Year	130	115	105	94	76	122	**642**
	2016-17 Academic Year	**2017-18 Academic Year**	**2018-19 Academic Year**	**2019-20 Academic Year**	**2020-21 Academic Year**		**Total**
Full time and Part time Undegraduate Graduation Data By Academic Year	1209	1320	1301	1223	1007		**6060**

*Students in CE were not inactivated and it difficult to capture accurate data. This process has been revised and all students records are inactivated if they are not attending as of Fall 2021

Westfield STATE UNIVERSITY
ACADEMIC AFFAIRS

SPRING 2022 REGISTRATION DATA

Percent of Eligible Day Division Students Registered by Registration Class During Pre-Registration

Data as of December 8, 2021

Registration Class	# of Eligible Students	# of Students Registered	Percent Registered
1SR	957	842	88%
2JR	772	698	90%
3SO	738	668	91%
4FR	749	649	87%
PGD	231	86	37%
TOTAL			
	3447	2943	

Registration class determined by EOS credits earned + total registered credits for current semester

Seniors: Greater than or equal to 84 EOS credits earned and less than 119 EOS credits earned

Juniors: Greater than or equal to 54 EOS credits earned

Sophomores: Greater than or equal to 24 EOS credits earned

Freshmen: Less than or equal to 23 EOS credits earned

PGD (Potential Graduates): Greater than or equal to 119 EOS credits earned

You are eligible to pre-register if you are registered in classes for the current semester.

Run this Report during Pre-Registration Only

Data Retrieved by Monique Lopez, Registrar
12/8/2021

Academic Affairs Central Office

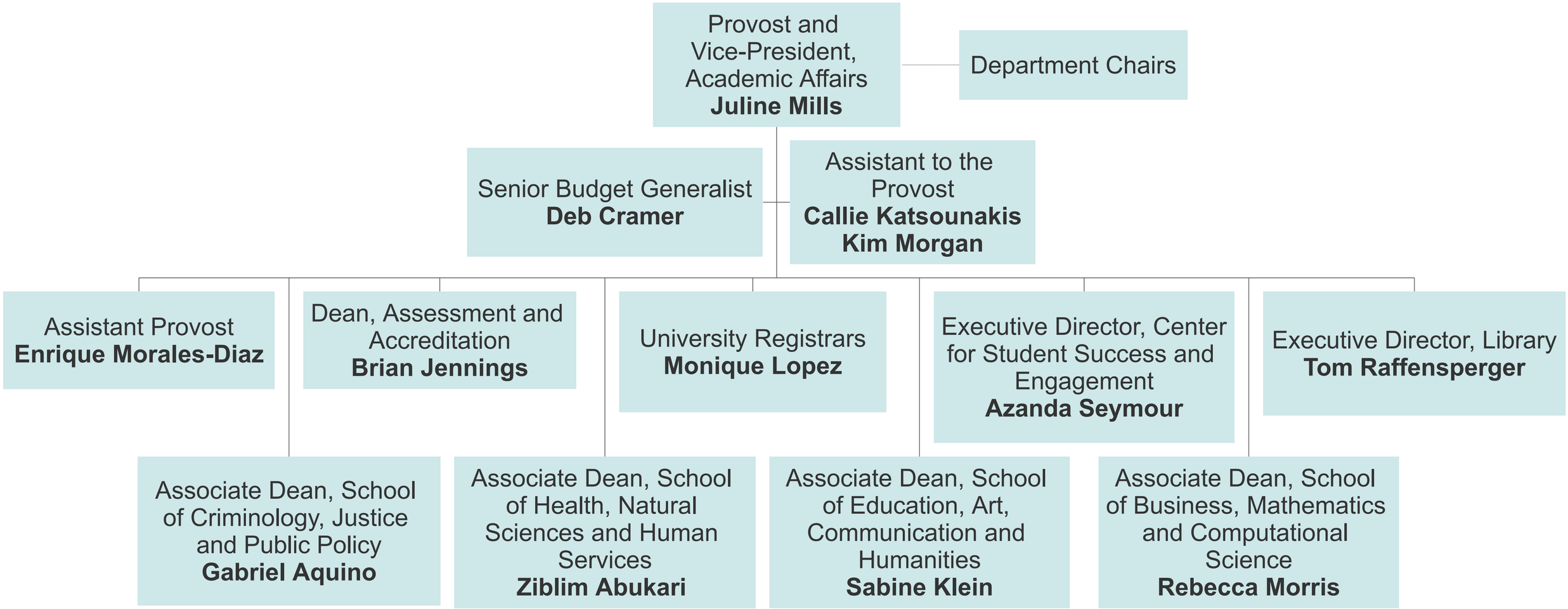

Assistant Provost

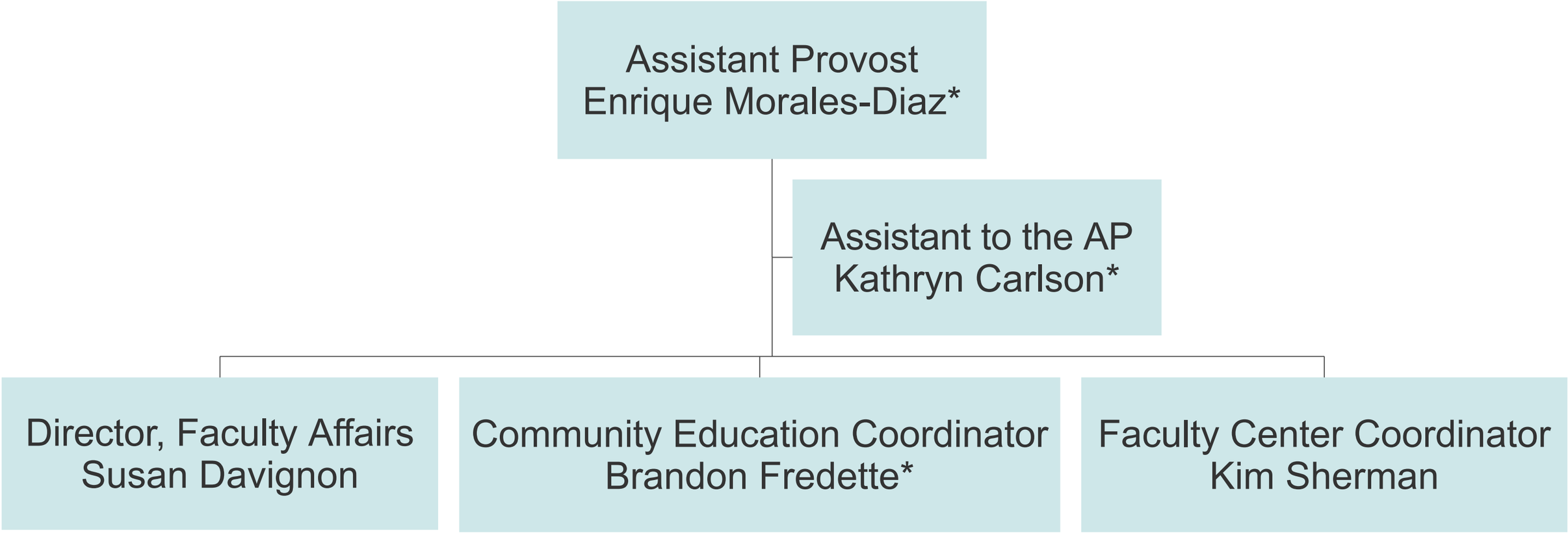

Office of Assessment and Accreditation

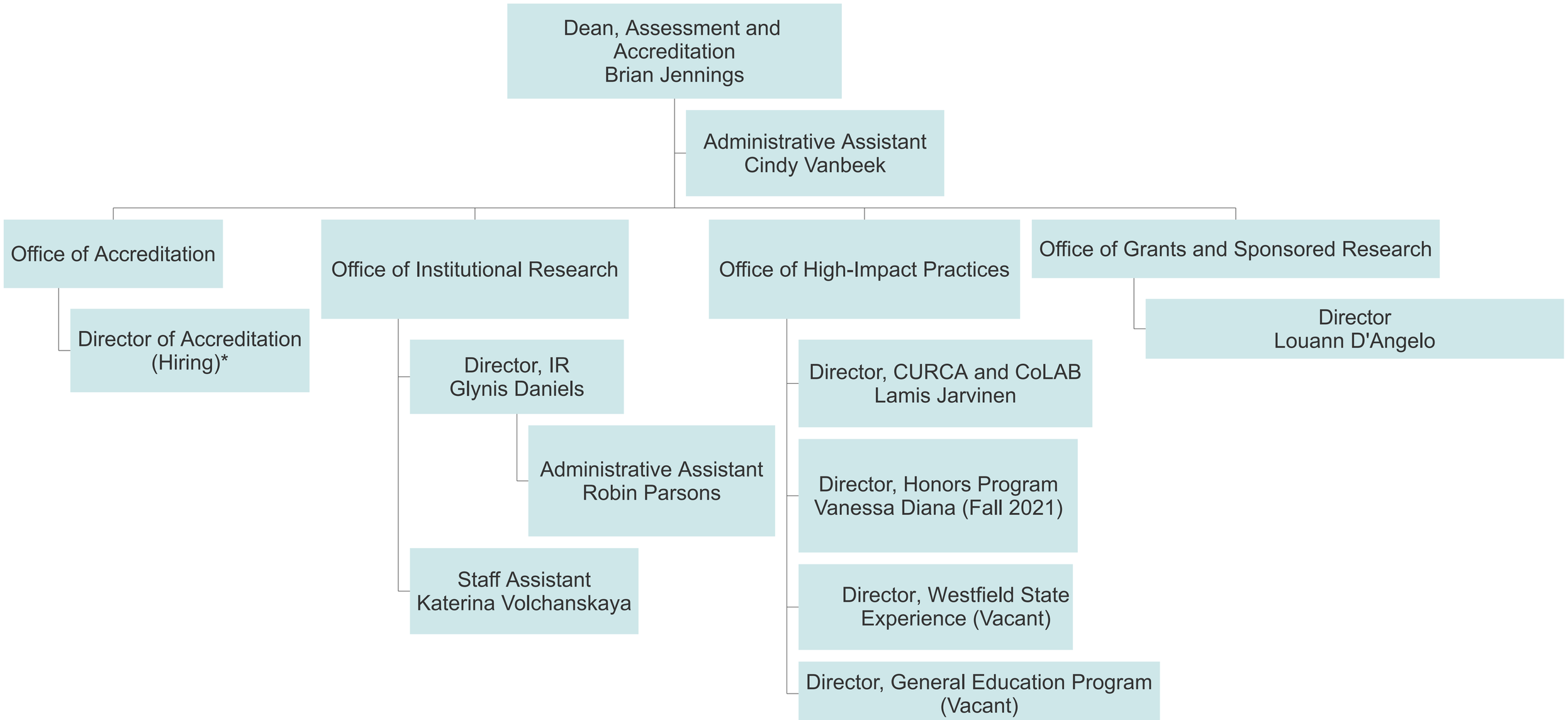

Registrars

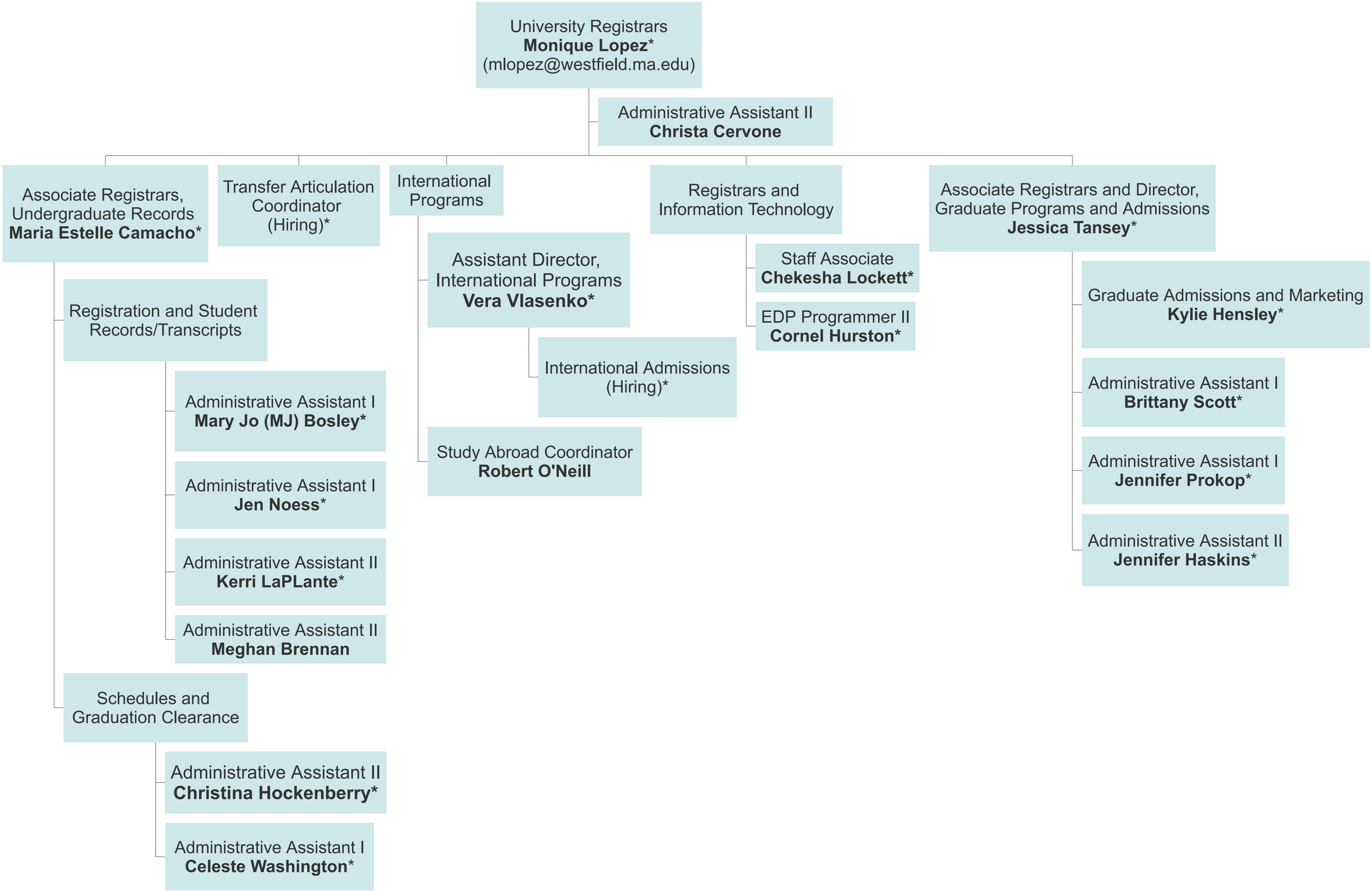
University Registrars
Monique Lopez*
(mlopez@westfield.ma.edu)
Administrative Assistant II
Christa Cervone
Associate Registrars, Undergraduate Records
Maria Estelle Camacho*
Transfer Articulation Coordinator (Hiring)*
International Programs
Registrars and Information Technology
Associate Registrars and Director, Graduate Programs and Admissions
Jessica Tansey*
Registration and Student Records/Transcripts
Administrative Assistant I
Mary Jo (MJ) Bosley*
Administrative Assistant I
Jen Noess*
Administrative Assistant II
Kerri LaPLante*
Administrative Assistant II
Meghan Brennan
Schedules and Graduation Clearance
Administrative Assistant II
Christina Hockenberry*
Administrative Assistant I
Celeste Washington*
Assistant Director, International Programs
Vera Vlasenko*
International Admissions (Hiring)*
Study Abroad Coordinator
Robert O'Neill
Staff Associate
Chekesha Lockett*
EDP Programmer II
Cornel Hurston*
Graduate Admissions and Marketing
Kylie Hensley*
Administrative Assistant I
Brittany Scott*
Administrative Assistant I
Jennifer Prokop*
Administrative Assistant II
Jennifer Haskins*

Center for Student Success and Engagement

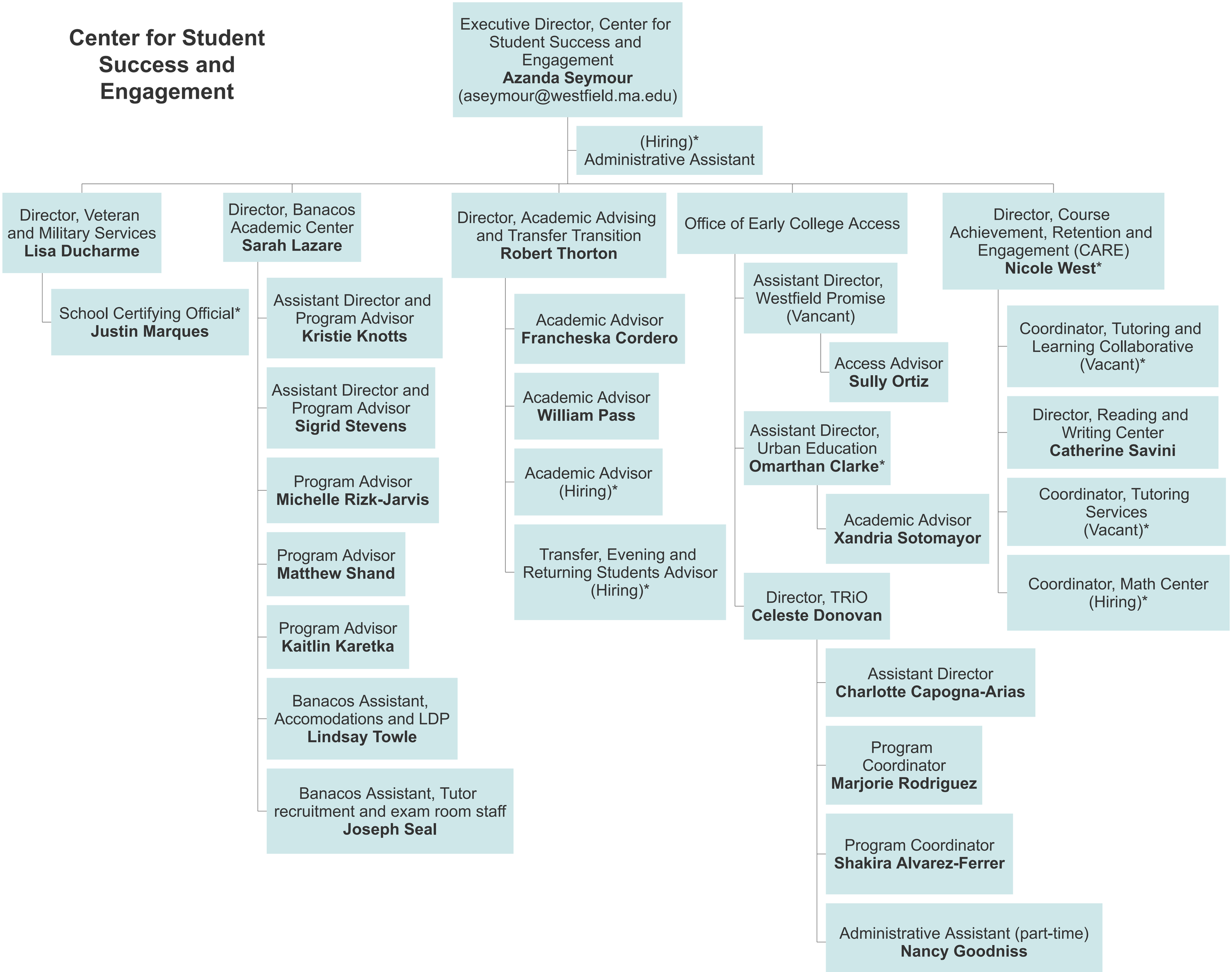

University Library

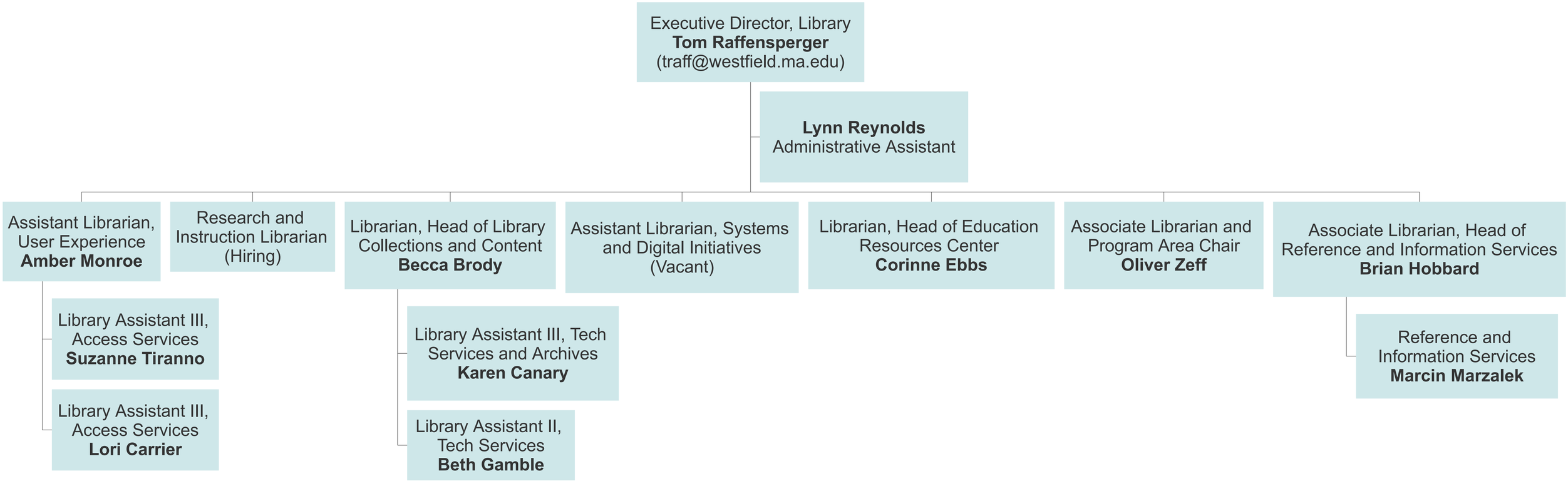

School of Business, Mathematics, and Computational Science

School of Business, Mathematics and Computational Science
Associate Dean
Rebecca Morris
(rmorris@westfield.ma.edu)

Accounting and Finance

Liam Nguyen
Associate Professor and Chair

Carmen Marques
Administrative Assistant

Faculty
Rihab Alzubaidi, Associate Professor
Christine Irujo, Associate Professor
Erin Moore, Associate Professor
Robert Chatt, Assistant Professor

Computer and Information Science

Goopel Chung
Associate Professor and Chair

Bryan Scott
Administrative Assistant

Faculty
Steve Bou ghosn, Associate Professor
Ruth Kurniawati, Assistant Professor
Ming Yang, Assistant Professor

Economics

Hillary Sackett-Taylor
Associate Professor and Chair

Carmen Marques
Administrative Assistant

Faculty
John Wagner, Professor
Susanne Chuku, Professor
Supriya Sarnikar, Professor
James Schlaffer, Assistant Professor

Geography, Planning and Sustainability

Brian Conz
Professor and Chair

Lynelle Kuzontkoski
Administrative Assistant

Faculty
Carsten Braun, Professor
Timothy LeDoux, Associate Professor
Samuel Ndegeah, Associate Professor
Dristi Neog, Associate Professor
Alina Gross, Assistant Professor

Mathematics

Jesse Johnson
Associate Professor and Chair

Bryan Scott
Administrative Assistant

Faculty
Julian Fleron, Professor
Philip Hotchkiss, Professor
John Judge, Professor
Christine Von Renesse, Professor
Karin Vorweck, Professor
Edward Welsh, Professor
Volker Ecke, Associate Professor
Brian Jennings, Associate Professor (LOA)
Anna Rokicki, Associate Professor

Management and Marketing

Chair

Carmen Marques
Administrative Assistant

Faculty
David Bakuli, Professor
Philip Hart, Professor
Rebecca Morris, Professor (LOA)
Kimberly Sherman, Associate Professor
Anthony Furnelli, Assistant Professor
Jay Leonard, Instructor

School of Criminology, Justice, and Public Policy

School of Criminology,
Justice and Public Policy
Associate Dean
Gabriel Aquino
(gaquino@westfield.ma.edu)

Criminal Justice

Daniel Price
Professor and Chair

Veleka Gallishaw
Administrative Assistant

Faculty
Byung Jun Cho, Professor
Christopher Kudlac, Professor
George Michael, Professor
Alice Perry, Professor
Brian Rizzo, Professor
Thomas Roscoe, Professor
Kimberly Tobin, Professor
Audrelee Dallam-Murphy, Associate Professor
Lisa Barao, Assistant Professor
Timothy Nixon, Assistant Professor
Huguette Williams, Instructor

Ethnic & Gender Studies

Elizabeth Stassinos
Professor and Chair

Ron'na Lytle
Administrative Assistant

Faculty
Margot Hennessy, Professor
Shoba Rajgopal, Professor
H. Zahra Caldwell, Associate Professor

Political Science

Hugh Jo
Professor and Chair

Lynelle Kuzontkoski
Administrative Assistant

Faculty
Marsha Marotta, Professor
Brian Steinberg, Professor
Heather Brown, Associate Professor
Charles DiStefano, Assistant Professor

Psychology

Robert Hayes
Professor and Chair

Linda Hogan-Shea
Administrative Assistant

Faculty
Lynn Shelley, Professor
Eric Bressler, Professor
Rebecca Burdwell, Professor
Joseph Camilleri, Professor
Claudia Ciano, Boyce, Professor
Janet Gebelt, Professor
Jorge Reyes, Professor
Summer Williams, Professor
Leonardo Andrade, Associate Professor
Thomas Daniel, Assistant Professor
Princy Mennella, Assistant Professor
Nicholas Morrison, Assistant Professor
Hui Zhang, Assistant Professor

Sociology and Hispanic, Liberal and Interdisciplinary Studies

Chair

Ron'na Lytle
Administrative Assistant

Faculty
Tian Jia Dong, Professor
Enrique Morales-Diaz, Professor (LOA)
Gabriel Aquino, Professor (LOA)
Hugo Viera, Associate Professor
Christina Beaubien, Assistant Professor

School of Education, Art, Communication, and Humanities

School of Education, Art, Communication and Humanities
Associate Dean
Sabine Klein
(sklein@westfield.ma.edu)

Art

David Shapleigh
Professor and Chair

Michelle Pescetta
Administrative Assistant

Faculty
Barbara Keim, Professor
Jamie Wainright, Professor
Imo Imeh, Associate Professor
Christina Swaidan, Associate Professor (LOA)
George Ramirez, Assistant Professor

Art Gallery

Coordinator
Faith Lund

Communication

Thomas Gardner
Professor and Chair

Kim Miller
Administrative Assistant

Faculty
Madeline Cahill, Professor
Elizabeth Preston, Professor
Diane Prusank, Professor
Makoto Saito, Professor
Shirley Acquah, Associate Professor
Sinuk Kang, Associate Professor
Christopher Gullen, Associate Professor
Mark Nimkoff, Associate Professor
Yuan Zhang, Assistant Professor

Education

Terri Griffin
Professor and Chair

Jennifer Carlson
Administrative Assistant

Faculty
Sandra Berkowitz, Professor
Stephanie Grimaldi, Professor
Megan Kennedy, Professor
David Raker, Professor
Erold Bailey, Associate Professor
Andrew Hafner, Associate Professor
Floris Wilma Marrero Ortiz, Associate Professor
Tracy McLeod, Associate Professor
Miriam Tager, Associate Professor
Shannon Gleason, Assistant Professor
Juliet Lee, Assistant Professor

English

Emily Todd
Professor and Chair

Regina Smialek
Administrative Assistant

Faculty
Stephen Adams, Professor
Glen Brewster, Professor
Vanessa Diana, Professor
Jennifer DiGrazia, Professor
Michael Filas, Professor
George Laying, Professor
Gregg Neikirk, Professor
Sophia Sarigianides, Professor
Catherine Savini, Professor
Elizabeht Starr, Professor
H. Edward Stessel, Professor
Carol Bailey, Associate Professor
Leah Nielsen, Associate Professor
Chalet Seidel, Associate Professor
Brian Chen, Associate Professor
Paige Hermasen, Assistant Professor
Sarah Heim, Instructor
Rebecca Olander, Instructor

Music

Andrew Bonacci
Professor and Chair

Michelle Pescetta
Administrative Assistant

Faculty
Mary Brown Bonacci, Professor
Rachel Gibson, Professor
Karen LaVoie, Professor
Sonya Lawson, Professor
Peter Coutsouridis, Associate Professor
Felicia Barber, Associate Professor
Edward Orgill, Associate Professor
Timothy Honig, Instructor

Philosophy

Liam Harte
Professor and Chair

Cathleen Beal
Administrative Assistant

Faculty
Rachel Katler, Instructor

Theatre Arts*

James McNamara
Professor and Program Area Coordinator
(Spring 2022)

Michelle Pescetta
Administrative Assistant

Faculty
Heather Crocker-Aulenbak, Professor
Sabine Klein, Professor (LOA)
Eric Parness, Assistant Professor

Office of Teacher Education, Licensure and Outreach

Executive Director, Teacher Education, Licensure and Outreach
(Vacant)*

Assistant Director, Licensure, Assessment and Accreditation
Barbara Lucas*

Coordinator, Placement and Community Partnerships
Pamela Nadeau*

Program Coordinator, ICEI
Lindsey Nunes

ICEI Assistant
Sarah Lamb

Center for Teacher Education and Research

Coordinator
Marsha Olsen

School of Health, Natural Sciences, and Human Services

School of Health, Natural Sciences, and Human Services
Associate Dean
Ziblim Abukari*
(zabukari@westfield.ma.edu)

Executive Director,
Nursing and Allied Health
Jessica Holden

Biology

David Christensen
Professor and Chair

Mary Masse
Administrative Assistant

Faculty
Carl Grobe, Professor
Jennifer Hanselman, Professor
Ruth Darling, Professor
Robin White, Associate Professor
Kimberly Berman, Assistant Professor
Arne Christensen, Assistant Professor
Kelly Anne McKeown, Assistant Professor
Jason Ramsay, Assistant Professor
Jessica Stephens, Assistant Professor
Kathryn Weglarz, Assistant Professor
Mao-Lun Weng, Assistant Professor

Chemical and Physical Sciences

Christopher Masi
Professor and Chair

Cathleen Beal
Administrative Assistant

Faculty
Frank Giuliano, Professor
Richard Rees, Professor
Aaron Reyes, Professor
Karsten Theis, Professor
Tarin Weiss, Professor
Roderico Acevedo, Assistant Professor
Ashley Evanoski-Cole, Assistant Professor
Subramanian Vatheeswaran, Assistant Professor

Environmental Science

Tim Parshall
Professor and Chair

Mary Masse
Administrative Assistant

Faculty
Michael Vorweck, Professor
John McDonald, Associate Professor
Lauren DiCarlo, Assistant Professor
Kathryn Szerlag, Assistant Professor

Health Science

Jennifer Hixon
Professor and Chair,
Director, PA Program

Administrative Assistant,
Health Sciences
(Hiring)*

Alysa Vincelette
Administrative Assistant,
Physician Assistant

Faculty
Karen Sladyk, Professor
Tamara Smith, Professor
Chelsea Dexheimer, Assistant Professor
Michelle Duffelmeyer, Assistant Professor
Jessica Grabawski, Assistant Professor
Beverly St. Pierre, Assistant Professor
Susan McDiarmid, Assistant Professor and
Assistant Director, PA Program

Nursing

Marcia Scanlon
Professor and Chair

Michelle Henrichon
Administrative Assistant

Faculty
Jessica Holden, Associate Professor (LOA)
Joan Kunhly, Associate Professor
Jamie Rivera, Associate Professor
Susan Scott, Associate Professor
Jennifer Pappas, Assistant Professor
Sheri Fitzgerld, Assistant Professor

Social Work

Nora Padykula
Professor and Chair

Ron Cummings
Administrative Assistant

Faculty
Mark Horwitz, Professor
Jennifer Propp, Professor
Rosemary Sullivan, Professor
Katherine Walsh, Professor
Ziblim Abukari, Associate Professor (LOA)
Sunday Fakumoju, Associate Professor
Maria del Mar Farina de Prada, Associate Professor
and MSW Coordinator
Maureen Clark, Assistant Professor
Nicole Wofford, Assistant Professor
CJ Van Wright, Assistant Professor

Sports Medicine and Human Performance

Robert Rausch
Professor and
Chair (AY 21-22)

Audrey Antosz
Administrative Assistant

Faculty
Heidi Bohler, Professor
Holly Noun, Professor
Lynn Pantuosco Hensch, Professor
Melissa Roti, Professor
Diana Schwartz, Professor
Paul Cacolice, Associate Professor
Amanda Salacinski, Associate Professor
Kevin Tatsugawa, Associate Professor
Paul Higgins, Assistant Professor
Brian Selgrade, Assistant Professor

Updated & Shown at Meeting

Academic Affairs Central Office



Updated & Shown at Meeting

Assistant Provost

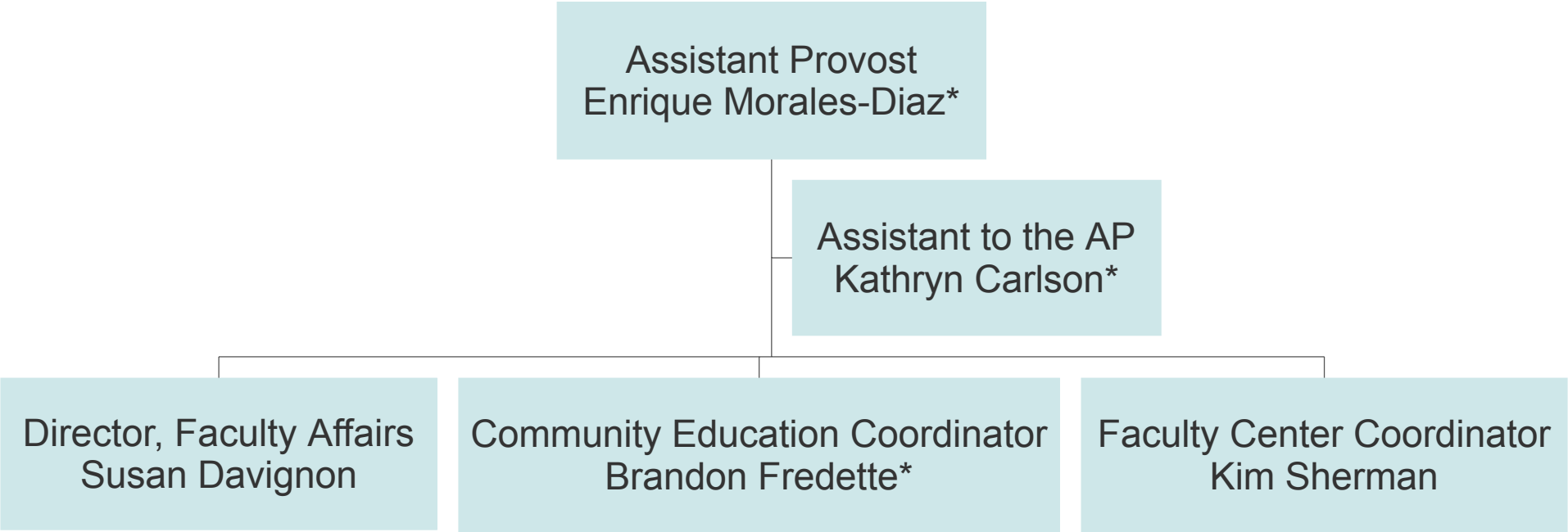

Updated & Shown at Meeting

Assessment and Accreditation

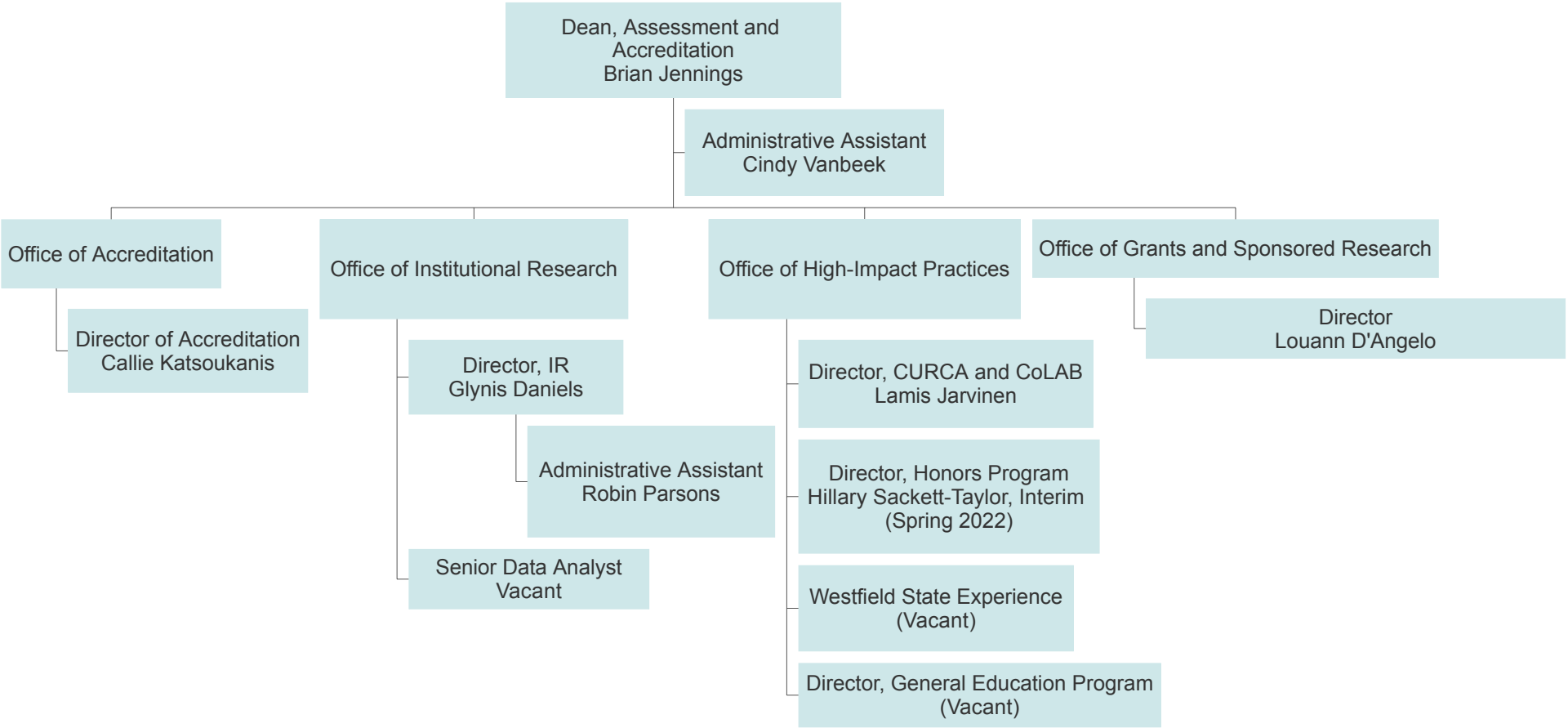

Updated & Shown at Meeting

Registrars

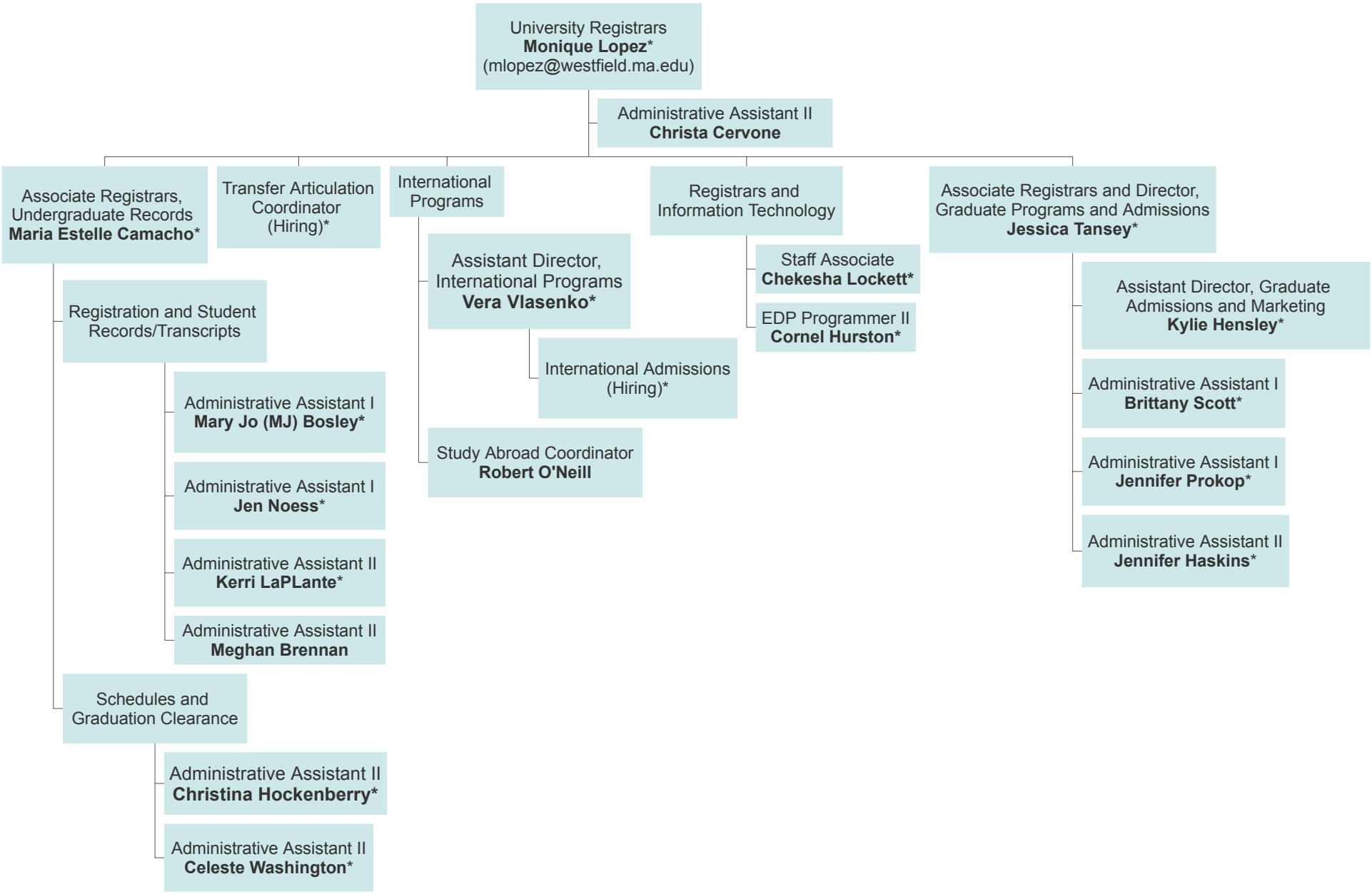

Updated & Shown at Meeting

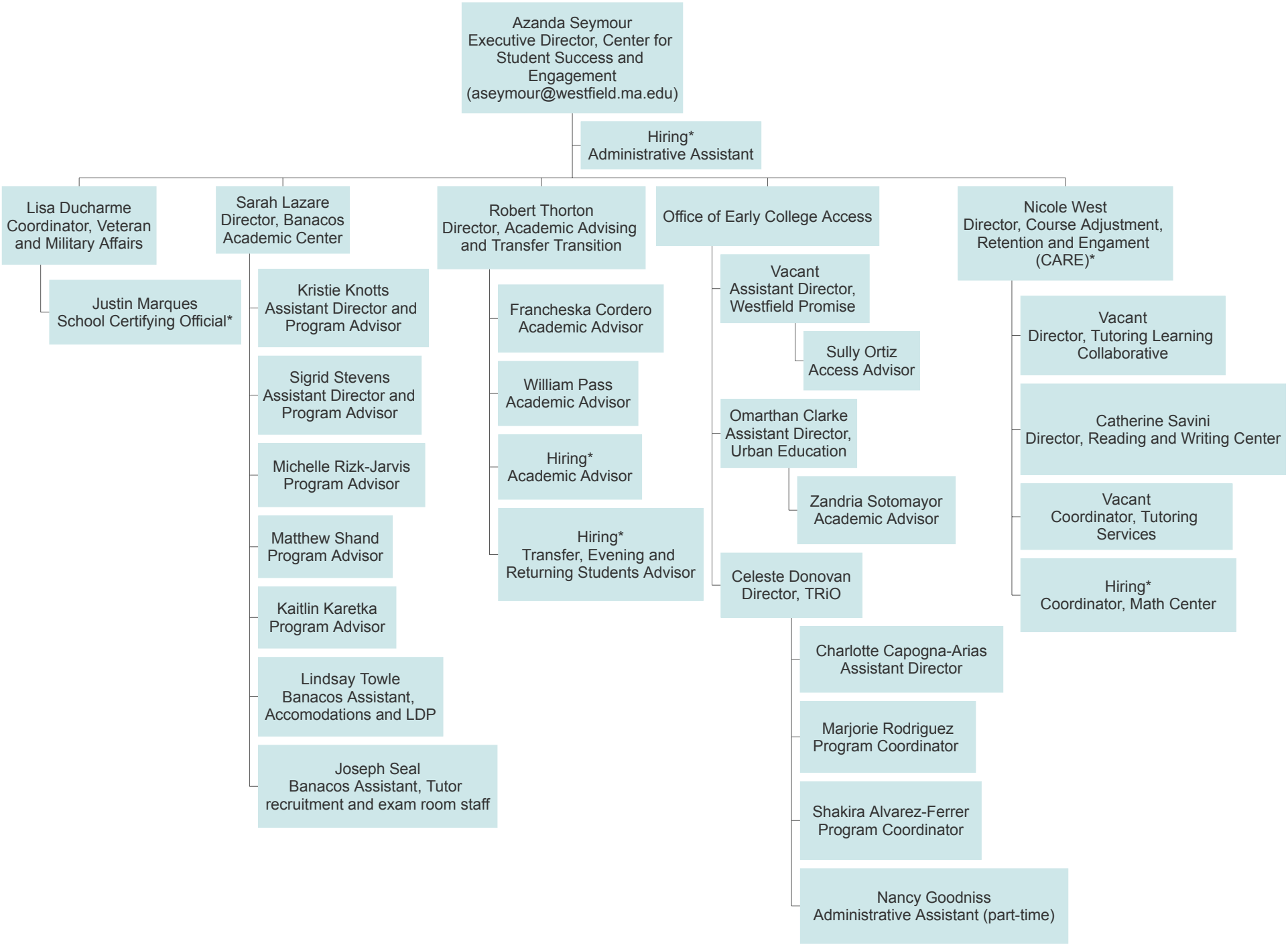

Board of Trustees

December 16, 2021

MOTION

To approve the granting of Faculty Emeritus/a status, effective December 16, 2021 to the following individuals:

Dr. Robert Bristow, Department of Geography, Planning & Sustainability

Dr. James Carabetta, Department of Computer and Information Science

Dr. John Jones, Department of Criminal Justice

Dr. Robert Kersting, Department of Social Work

Dr. Karl Leiker, Department of Geography, Planning & Sustainability

Dr. Nomazengele Mangaliso, Department of Sociology

Dr. James Martin-Rehrmann, Department of Education

Dr. Patrick Romano, Department of Chemical & Physical Science

Dr. Gerald Tetrault, Department of Philosophy

Dr. Roger Tudor, Department of Philosophy

_____ _____

Robert A. Martin, Ph.D., Chair Date

Emeritus/a Justifications to the Board of Trustees
December 16, 2021

Every fall, the Academic Affairs Central Office seeks nominations of former faculty and librarians to be considered for Emeritus/a status, a rank of honor and recognition.

To be eligible, faculty or librarians must have a minimum of ten years full-time service at the university; and be retired or resigned from full-time service and not currently employed as a full-time faculty or librarian at any other college, school, or university. They must have demonstrated substantive, sustained achievement in their careers at Westfield State University in one or more of the following areas: teaching, advising, scholarship, and professional service to the university, the community and/or the discipline. On behalf of the Emeritus Committee, I am pleased to recommend the following faculty to emeritus/a status:

Emeritus Faculty Recommendations

Dr. Robert Bristow to Professor Emeritus
Dr. Bristow had many roles in his 31 years at WSU. He was a gifted teacher who used his humor and affable personality to help students master the material in his classes, including his challenging methodological courses. He created and oversaw the Commercial Recreation and Tourism minor for 25 years and played a major role in creating the Environmental Science program. He served as Chair of the Department of Geography and Regional Planning (now G.P.S.) for 16 years, creating a warm and welcoming environment for students and a stabilizing presence for his colleagues. He was Interim Dean of Undergraduate Studies for 2 years, and Associate Vice President of Enrollment Management for 3 years. He is an accomplished scholar within the field of recreation and tourism geography, with 58 peer-reviewed publications including a book, 23 government documents, and 72 presentations at regional, national, and international professional meetings and conferences. Dr. Bristow mentored students and colleagues in the research process. Seventeen of his publications have student co-authors. Several other works are co-authored with junior faculty on campus. Dr. Bristow received several international travel grants and used them to foster international research collaboration with colleagues around the world. He has made important contributions to discourses on fright tourism, the liminality of tourist spaces, food tourism, and the use of LiDAR technology to discover, manage and protect cultural, historical, and archaeological landscapes in New England.

Dr. James Carabetta to Professor Emeritus
Dr. Carabetta served Westfield State University for 36 years. For 27 of these years, Dr. Carabetta served as Chair of the Department of Computer Education, which later became the Computer and Information Science Department. Dr. Carabetta's service to the university included spearheading the development of the Computer and Information Science Major, serving on the College Curriculum Committee for 18 years (15 years as Committee Chair) and serving for 11 years as Chair of the College Long Range Planning Committee. He was also instrumental in the accreditation through ABET of the Computer Science department. His teaching of the fundamental courses within the CIS major has ensured that students are beyond prepared for the study of the discipline. He is highly dedicated to students and provided advising, supervised internships, and championed students' pursuits of graduate education and employment. He was well known for stopping in the hallway, listening to student concerns, and giving guidance. Dr. Carabetta's dedication included his commitment to the greater community by serving on

the Board of Directors for the Brewster Association of Part-Time Residents, and as webmaster for the Trevor Village at the Villages at Ocean Edge.

Dr. John Jones to Professor Emeritus

Professor Jones was a highly regarded and popular professor. In his 43 years at Westfield State University, Professor Jones developed many new courses, including some that were computer related, such as *Crime Mapping* and *Computer Applications in Criminal Justice*, that were of immense value to his department. He was one of the first professors to develop online courses. Professor Jones developed the curriculum for the internship course, built relationships with over 50 agencies, including the Washington Center, and supervised hundreds of students as they completed their internships. He was Department Chair for 9 years, Director of the Department's Institute for Criminal Justice Studies and Research for 19 years, and Coordinator and Advisor for CJ's undergraduate program in CGCE for more than 20 years. He presented over 50 papers at conferences and was involved in several grants. Professor Jones was a mentor and guide for many new faculty members in the Criminal Justice Department. Professor Jones also started the CJ programs at Framingham and Worcester State. His work and dedication have contributed greatly to the success and reputation of the CJ Department, both in Massachusetts and in the nation.

Dr. Robert Kersting to Professor Emeritus

Dr. Kersting has been a valued member of the faculty of the Department of Social Work since 1996. He served as Chair of the Department for 9 years and was Interim Provost and Vice President of Academic Affairs for 2020-2021. Dr. Kersting is the founding director of both the BSW (1996) and MSW Programs (2009). Hundreds of students have graduated from Westfield State University with these degrees. He collaborated with his colleagues to develop the infrastructure and policies and procedures of both programs and helped to steward them through 4 accreditation cycles. His vision, well ahead of the curve, culminated in Westfield State University being the first public university in Massachusetts to offer a MSW degree in a hybrid delivery format. Dr. Kersting is continuing his affiliation with key community and social work organizations that share the mission and values of the social work profession, thereby continuing to serve our university and social work training programs.

Dr. Karl Leiker to Professor Emeritus

Dr. Leiker has provided quality education to generations of students at Westfield State in Allied and Lab Science, meteorology, climatology and extreme weather. Students have been captured by Karl's stories of storm chasing, heatwaves and growing up in Kansas in the wake of the Dust Bowl of the 1930s. Among Dr. Leiker's most significant contributions to WSU was his work with colleagues to realize the Regional Planning degree program in the early 1980s. At that time, the Geography Department primarily served the general education requirements of future educators. Dr. Leiker and colleagues integrated applied geography with the planning program and established a Bachelor's of Science in Regional Planning. He served as the Chairperson of the Westfield State Geography and Regional Planning Department for 9 years. Dr. Leiker has been recognized for his teaching with Distinguished Service Awards from the Board of Trustees and the Student Senate. He has also served on multiple university committees throughout his career. Karl's research has spanned decades and includes a focus on urban climates; the geographical patterns of the fires in Springfield, MA 1980-1984; and he has logged more than a decade of extensive research on heat waves and heat mortality in the US and around the globe. Karl has been heavily involved in the teaching of science, and was selected to participate in two sessions

of the Earth and Space Science Technology Education Project, operated by the Geological Society of America in Boulder Colorado in 1996 and 1997. He is a team member of the American Meteorological Society's two K-12 on-line programs for teachers in the western Massachusetts and Connecticut regions. He is greatly appreciated by the campus as our resident meteorologist, providing us with upcoming weather forecasts and events. All of us at Westfield State University have benefited from the knowledge and passion of our resident weatherperson, Karl Leiker.

Dr. Nomazengele Mangaliso to Professor Emerita

Dr. Mangaliso, or "Zengie" served Westfield State's Department of Sociology from 1992-2020. During the 18 years she worked at WSU Dr. Mangaliso was recognized by students and colleagues as a well-respected professor who served as Chair of the Sociology Department for 12 years, contributed to numerous department and University committees, and amassed an impressive collection of scholarly publications and presentations. Dr. Mangaliso is known as an inspirational teacher due to her reflective nature and her ability to adapt to changes in both pedagogy and the field of sociology throughout the years. She is noted for her ability to foster lifelong connections with students as an advisor and mentor. Her record of teaching, scholarship and service is notable, as she is one of the few senior faculty members of color; and as such, supports other faculty and students navigating issues of diversity, equity, and inclusion throughout her tenure at WSU. Her previous chair notes, "Dr. Mangaliso has had an extensive career that has included a dedication to diversity and justice issues. As a South African black woman, Dr. Managaliso is very aware of the travesties of Apartheid and the exploitation of others due to their race. She worked on the Women's History Project, taught courses in Race and Ethnic Relations, participated in numerous presentations for student groups, and the Read campaign for the Library where she focused on the impact of race, introducing the Westfield State community to a better understanding of race and racial relations both in the United States and globally. Her expertise in sociology is informed by her background in social work and her interests in industrial and labor relations. Recent publications focusing on the practice and ideology of "Ubuntu" help to demonstrate her interests in continuing to make managerial and systemic changes to international, national and local organizations so they are more focused on local processes that improve organizational operations. Finally, her scope of presentations at numerous international conferences is inspiring, demonstrating the ways our departments and programs must continue to recognize and adapt to cultural differences and values. Zengie is a gem whose name we are proud to add to our list of faculty emerita. Her quietly powerful presence will be deeply missed.

Dr. James Martin-Rehrmann to Professor Emeritus

Dr. Martin-Rehrmann has devoted 21 years in the Education Department at Westfield as a Professor, colleague, advisor, and scholar, to prepare undergraduate teacher-candidates seeking entrance to the field of education. His commitment to helping graduate and undergraduate students increase their pedagogical acumen clearly demonstrates his faith in the power of education. His early employment as both a principal and a teacher of elementary school before earning his Ph.D. in Education informs his ability to understand and synthesize the practical and the theoretical in his advising of teacher candidates. While teaching and advising hundreds of undergraduate and graduate students, he has served multiple roles in the Education Department, including Dean, Chair, Coordinator of Graduate Education programs and Assessment Coordinator. His expertise as a Reading Specialist, and his commitment to anti-racist pedagogical approaches to teaching reading influences the Education Department policy and informed his work with local and national Education assessment strategies. Dr. Martin-Rehrmann's impressive record of scholarship includes a National Science Foundation grant. His

recent publications reflect his continued commitment to enacting anti-racist programmatic change. He is a beloved colleague and professor whose institutional knowledge and deep commitment to WSU, teacher candidates, and education in general continue to make him a sought-after mentor and advisor.

Dr. Patrick Romano to Professor Emeritus

Dr. Romano has steadfastly served Westfield as a professor in the Chemistry Department for 50 years, 26 of which he spent as Chair of the department at various terms throughout his Westfield State career. His work is especially notable for his leadership in helping to establish Chemistry as a major at Westfield, and his commitment to teacher preparation, particularly in helping students with MTEL preparation, is remarkable. He has taught extensively through CGCE, and his ability to adapt his pedagogy to new instructional technologies, particularly in lab settings, has helped to ensure Chemistry students are well-prepared. He also assisted students' professional development, helping to place them in internships with private labs. Professor Romano demonstrated his commitment to his field through his record of publications, presentations and workshops, through his service as a reviewer of community college programs and through his early mentorship of high school chemistry teachers.

Dr. Gerry Tetrault to Professor Emeritus

Professor Tetrault served in the department of Philosophy for 52 years. During this time, Professor Tetrault had a significant impact on many of the students he taught, with a significant number returning to visit him even 40 years after being in his class. Professor Tetrault instituted classes in formal logic, ancient Greek philosophy, and the philosophy of science. In addition to Professor Tetrault's dedication to teaching, he was committed to service to the university. He served on the All-College Committee, the University Curriculum Committee, and the Committee on Tenure and Promotions. He acted as Interim Chair of the department of Philosophy, Advisor to the Philosophy Club, Advisor to Lambda Sigma Honor Society, and as a Professor in the Urban Education program, for which he was awarded a Faculty Distinction Award. Professor Tetrault was committed to improving the conditions of the workplace by serving as grievance officer for the Westfield State Chapter of the Massachusetts State College Association, as well as grievance officer for this organization statewide.

Dr. Roger Tudor to Professor Emeritus

Dr. Roger Tudor joined the Department of Psychology 30 years ago. During his time at WSU, both his students and colleagues knew without hesitation that Roger loved teaching. He was the first in the department to teach courses specifically related to Behavior Analysis and was one of the founding members of our top-rated and very successful Applied Behavior Analysis Master's program. In addition to teaching undergraduate courses, Roger taught highly specialized and challenging graduate courses for the ABA Master's program, and was pivotal in the development of the graduate program. To support the department, he became a board-certified behavior analyst (BCBA), helping to secure approval of our ABA program. The Master's program in ABA requires students to complete a comprehensive examination or an experimental thesis, and Roger has served as both thesis advisor and committee member on a number of projects as well as volunteering his time every year to grade comprehensive exams. Roger has been a dedicated teacher, researcher, mentor and community member who will be deeply missed in the Department of Psychology.